

A nonprofit approach

To event- and team-based language documentation and revitalization in North America

Dr. Dorothea Hoffmann, Wilhelm Meya, Dr. Abbie Hantgan-Sonko

Language Documentation and Archiving
Conference, Berlin

October 6, 2022, 11:30 GMT+2



Outline of the Presentation

1. Introduction

- a. What TLC does
- b. Our partner organizations

3. Training events

- a. Summer institutes
- b. Language Weekends
- c. Professional Development

1. Pedagogical Material

- b. eLearning platforms
- c. Textbooks
- d. picture books
- e. mobile apps

3. Looking ahead

Introduction

1a. What TLC Does

TLC Mission: Indigenous Language Revitalization



TLC Partners Map: 50 Indigenous language communities and counting!

The Language Conservancy

TLC works with community partners to create a variety of materials designed to support learners throughout their language journeys:

- eLearning
- Reference Materials:
 - dictionaries
 - grammars
- Textbooks
- CDs & Audio Series
- Children's Books
- Language Learning and Teaching events
 - Summer institutes
 - Language Weekends
 - Professional development days
- Mobile Apps





**CROW LANGUAGE
CONSORTIUM**

GWICH'IN
SOCIAL &
CULTURAL
INSTITUTE
OF ALASKA



**LAKOTA
LANGUAGE
CONSORTIUM**



**NORTHERN
CHEYENNE
LANGUAGE
CONSORTIUM**

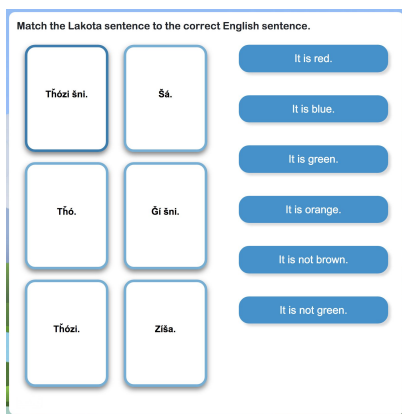

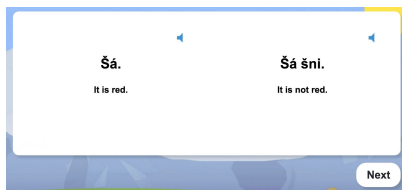


TLC's partner organizations

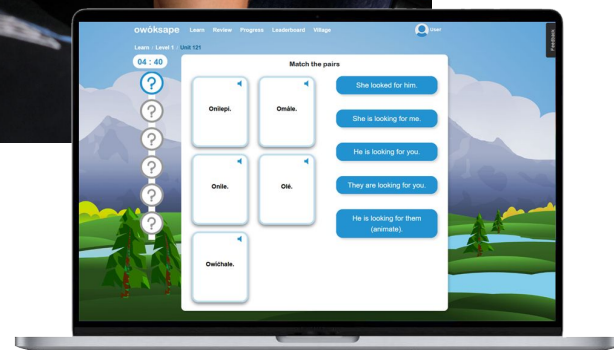

2. Pedagogical Material

- large portfolio of language resources including
 - dictionaries
 - eLearning platforms
 - textbooks
 - picture books
 - mobile applications





Ammiiláau



Owóksape

Overview

Learning Path

Levels

Units



Village Forums

Review Sessions

Lessons

Multimedia
Content

Introductions to
Concepts

Vocabulary

Sentence patterns

owóksape

Learn / Level 1 / Unit 33

04 : 11

Wičhínčala kiŋ lenáuŋs ptéčelapi.

These two girls are short.

Olówaŋ kiŋ lenáuŋs pteptéčela.

These two songs are short.

Previous Next

Exercises

True or False

Match The Pairs

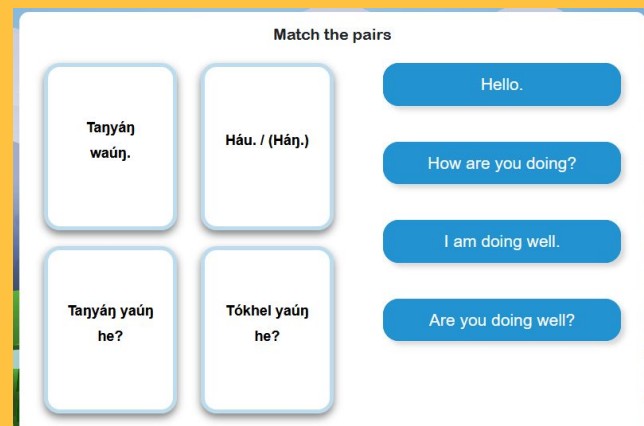
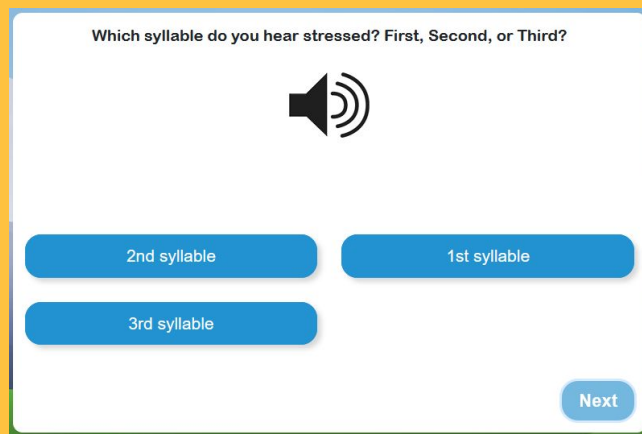
Multiple Choice

Fill in the Blank

Building Blocks

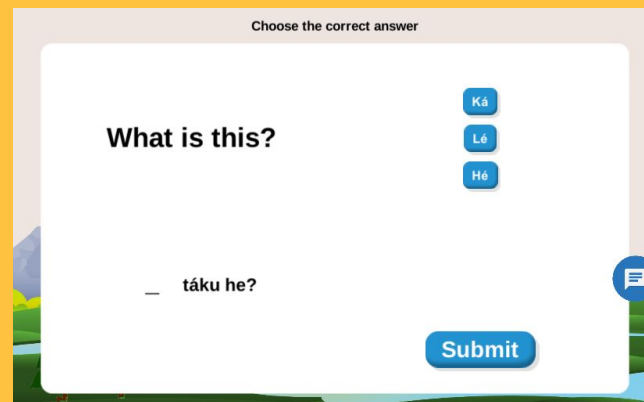
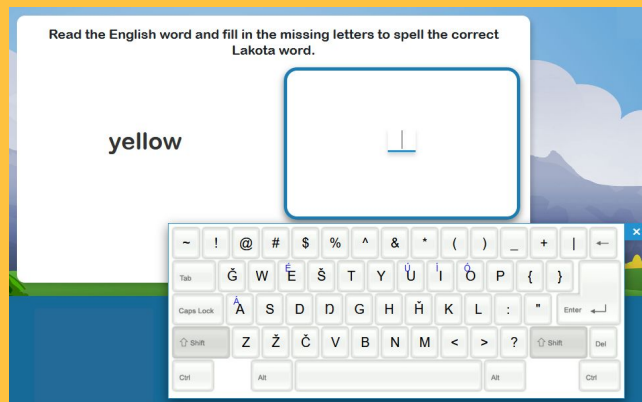
Typing

Speaking



Multiple Choice

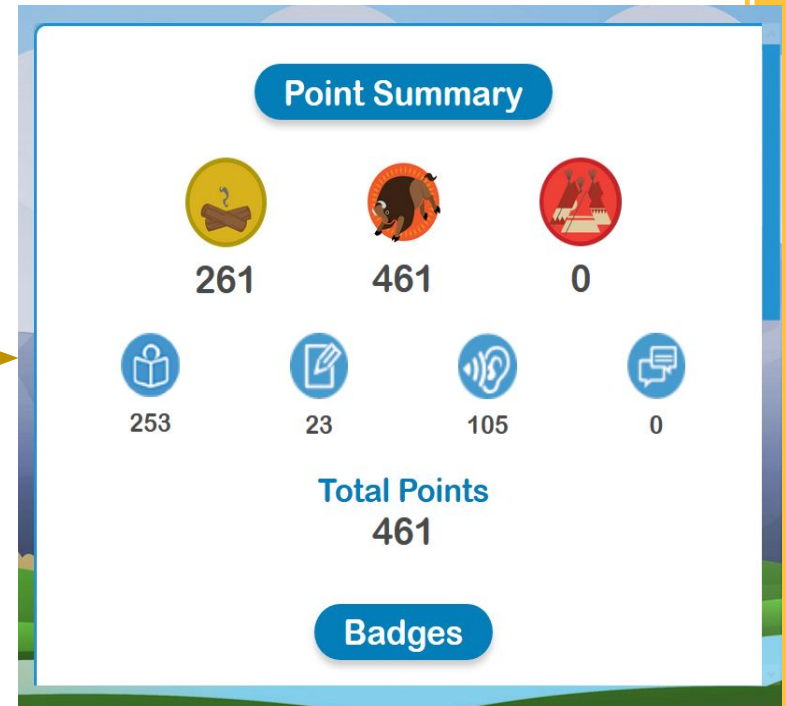
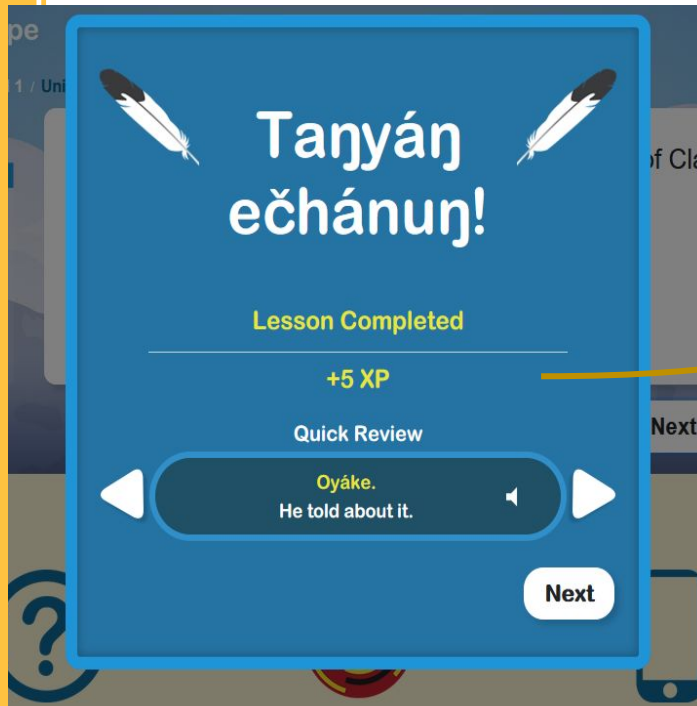
Match The Pairs



Typing

Fill In The Blanks

Points & Progress







Curriculum Creation


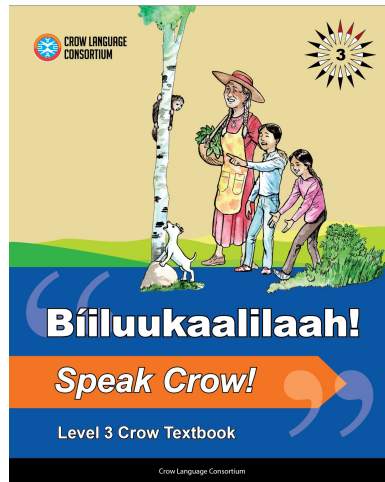
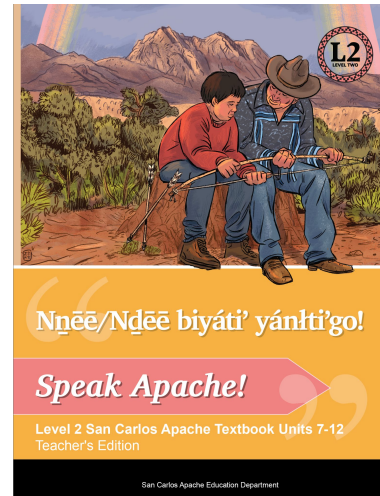
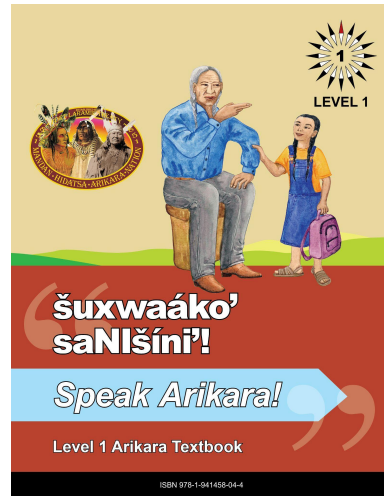
Flexible curricula

Audio, Video, Image, and
Text Content

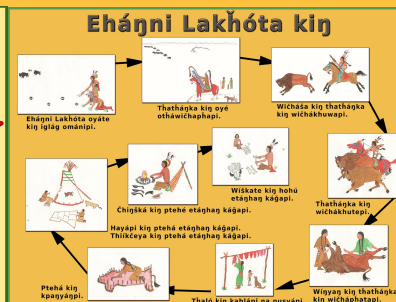
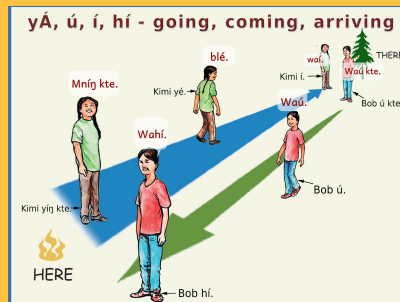
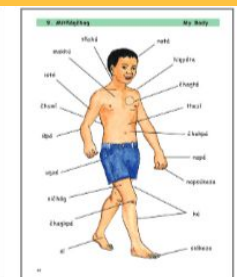



Tracks based on existing and
new textbook curricula



2b Textbooks














Levels 1-5 textbooks with teachers guide, classroom instructions, and flashcards




TLC has developed

- eleven L1 textbooks for
 - Lakota, Dakota, Stoney Nakoda, Crow, Mandan, Hidatsa, Arikara, Omaha, Maskoke, Apache, Oneida
 - Wolastoqey, Cowlitz currently in development
- six L2 textbooks for
 - Lakota, Dakota, Crow, Mandan, Arikara, Maskoke
 - Stoney Nakoda, Apache, Oneida currently in development
- three L3 textbooks for
 - Lakota, Crow, Hidatsa
- One L4 and L5 textbook for
 - Lakota

2c Picture books





- TLC has developed over 65 picture books with 16+ languages to date
- over 80 more books are currently in development with 20 languages
- TLC develops original picture books and also offers a constantly growing portfolio of over 20 templates to choose from for translation

2d Mobile apps

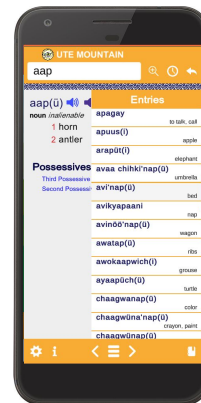
Eastern Shoshone Vocab Builder

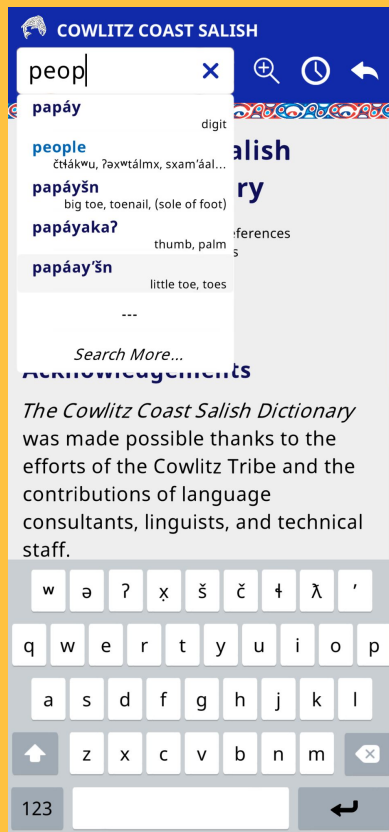


Crow Media Player



Ute Mobile Dictionary





TLC has developed:

- 18 Vocab Builder apps
- 13 media player apps
- 6 mobile dictionaries for
 - Lakota
 - Crow
 - Cowlitz Coast Salish
 - Stoney Nakoda
 - Ute Mountain Ute
 - Ho-Chunk

3. Training events



3a Summer Institutes

- Summer institutes are virtual or in person
- range from one to three weeks in length
- usually include two tracks:
 - learner track
 - teacher track
- experienced teachers hold courses in:
 - phonology (reading and writing)
 - communicative classes
 - teaching methodology: communicative, TPR
 - grammar
- TLC has taught over 850 teachers and 1,400 language learners since 2009 in Summer Institutes



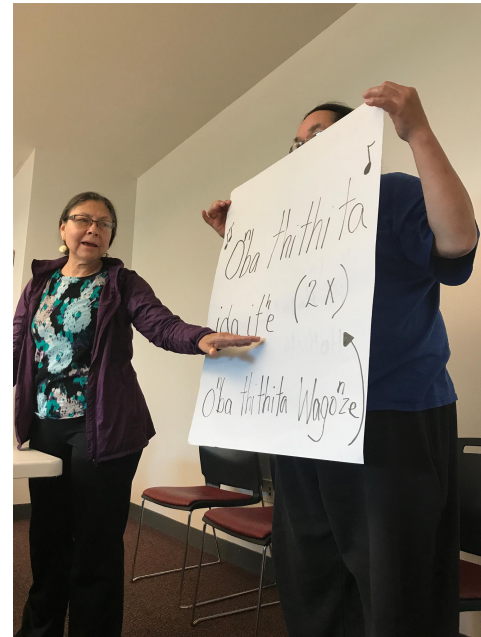
3b Language Weekends

- Language Weekends are virtual or in person
- usually 2 full days (Sat and Sun) if in person
- one to two days if virtual (with an opportunity to continue exercises the following day/week)
- focus on communicative skills and building a language learning community
- various levels, such as beginner and intermediate as well as continuous courses (e.g. Cowlitz accelerated language track)
- usually twice a year per language up to once a month depending on partner needs



3c Professional Development

- Professional Development days for language teachers
- virtual or in person
- usually 1–2 full days
- focus on
 - phonology and reading and writing
 - communicative methodology
 - using eLearning platforms in the classroom
 - how to use the TLC textbook or other materials
 - and more



Looking ahead

- continuing to serve our current partners and adding new partners and projects
- digital textbooks
- improving eLearning platforms and continuing to improve dictionary development
- and more!

Thank You!

Questions?



Appendix

Owóksape in the Classroom

Problems

- Teachers can't customize content
- No support for classes, homework, quizzes.
- Can't track students' progress.



Solutions

- Give teachers access to units
- Allow teachers to build custom curricula
- Modes for homework, tests, bonuses
- Add interface for student data

Teacher Portal - Teacher Interface

Conception: late 2019

Release: August 2020

5 Teacher trainings

>100 teachers

**Add/Edit
Classrooms**

**Manage
class roster**

Schedule when units are available

Exam mode

Optional bonus units

The screenshot displays the Teacher Portal interface with a blue header bar containing navigation tabs: Dashboard, Classrooms (selected), Lessons, and Admin. The main content area is divided into three sections. The top-left section, 'Classroom Administration', shows a dropdown for 'CL 101 - Communicative I' and a link to 'Edit Classroom / Add New Classroom'. Below this is a brief instruction on how to manage classes. The top-right section, 'Lesson Plan', lists three units: 'Unit 7 - Animals - quiz', 'Handbook - Handbook Test', and 'Unit 16 - Word stress - practice'. Each unit has a 'release on' field, an 'is active' toggle, an 'exam mode' toggle, and an 'optional' toggle. The bottom section shows two student rosters: 'Lakota Language Consortium Students' and 'CL 101 - Communicative I Students'. Each roster lists student names and email addresses with a dropdown arrow next to each entry. Arrows from the text labels point to the corresponding UI elements: 'Add/Edit Classrooms' points to the 'Classroom Administration' section, 'Manage class roster' points to the student rosters, 'Schedule when units are available' points to the 'release on' field, 'Exam mode' points to the 'exam mode' toggle, and 'Optional bonus units' points to the 'optional' toggle.

Classroom Administration

CL 101 - Communicative I ▾

[Edit Classroom / Add New Classroom](#)

From this page, you can add and edit your classes, create new students or add existing students to your classes, and reset passwords.

Lesson Plan

Unit	release on	is active	exam mode	optional
Unit 7 - Animals - quiz	mm / dd / yyyy	<input checked="" type="checkbox"/> Yes	<input checked="" type="checkbox"/> Yes	<input type="checkbox"/> No
Handbook - Handbook Test	mm / dd / yyyy	<input type="checkbox"/> No	<input checked="" type="checkbox"/> Yes	<input checked="" type="checkbox"/> Yes
Unit 16 - Word stress - practice	mm / dd / yyyy	<input checked="" type="checkbox"/> Yes	<input checked="" type="checkbox"/> Yes	<input checked="" type="checkbox"/> Yes

Lakota Language Consortium Students ⬇

Amanda Carlow - acarlow@gmail.com ▾
Otto - Otto@thundervalley.org ▾
Matt Remle - mcremle@hotmail.com ▾
Slim Batteux - slim@batteux.org ▾
Kimberlee Anne Campbell - kimberlee.anne.campbell@gmail.com ▾
Ricky Rouse - rrouse@odysseyk12.org ▾
Chris Murphy - shamanjed@nctc.com ▾

CL 101 - Communicative I Students 📄

Elliot Thornton - elliot@languageconservancy.org ▾
Elliot T - Elliotmthornton@gmail.com ▾
Jan Ullrich - jfu@lakhota.org ▾
Donna Fielding - donnafielding@gmail.com ▾
Andy Mazur - Mazur3740@gmail.com ▾
Marek Kupiec - marek@languageconservancy.org ▾
Meya - meya@lakhota.org ▾

Drag & Drop

Lesson Plan Administration


[Dashboard](#) [Classrooms](#) **Lessons** [Admin](#)


Lesson Administration


From this page, you can arrange curriculum for your classes. Each class may be assigned a single level, but a level may be shared between classes.


?

Your Lesson Plans

Beginner 1 

Communicative 

Grammar 

Add New Lesson 

Name:

Description:

save

Beginner 3 ▼

Unit 54 - Pronunciation VIII: The Lakota sound ġ ▼

Unit 55 - Object and unmarked object ▼

Unit 56 - The boy saw the girl (Subject - object word order) ▼
čhánčheġa - drum
čhaŋksáyuha - policeman (southern use)
haŋp'íkčeka - moccasins
zíškopela - banana

Unit 57 - Who heard whom? (subject/object ambiguity) ▼

Unit 58 - "I" in Class II verbs ▼

Communicative

Handbook - Handbook Test

Unit 7 - Animals - quiz

Unit 16 - Word stress - practice

Unit 5 - Colors - quiz

Unit 9 - Pronunciation I: Lakota oral vowels

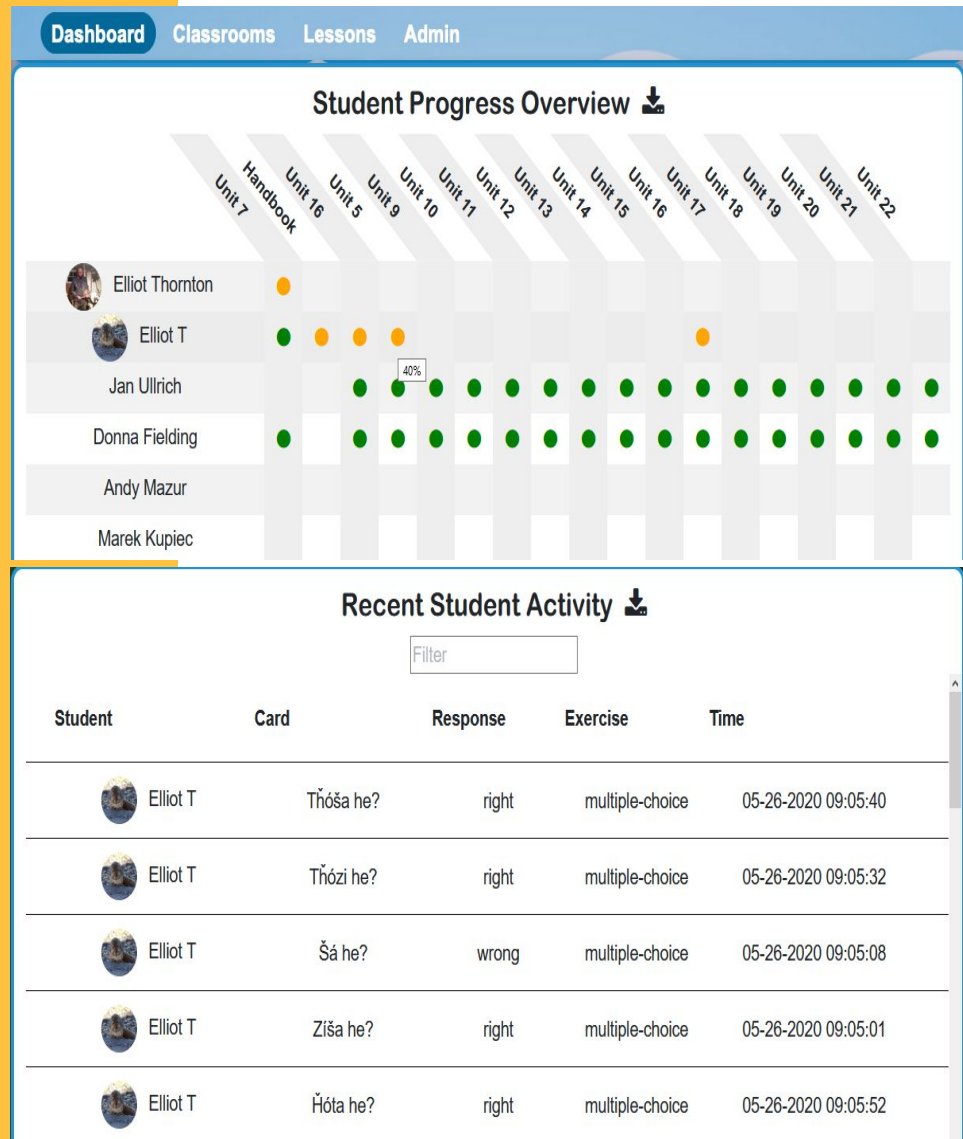
Unit 10 - Expressing gratitude

Unit 11 - Clothes vocabulary

Create, Copy, and Share Lesson Plans
Search/Browse units and concepts
Drag and drop interface

Drag & Drop

Teacher Dashboard



School Administration

The screenshot displays the 'Admin' section of a school management system. The top navigation bar includes 'Dashboard', 'Classrooms', 'Lessons', and 'Admin' (highlighted). The left sidebar contains 'School Administration' and 'Add Students and Teachers'. The main content area shows a list of users for the 'Lakota Language Consortium'.

School Administration

From this page, you can add students and teachers to your school and change school settings and information.

Add Students and Teachers

- From Google Classroom
- Create Invitation Link
- Create New Accounts

Lakota Language Consortium Teachers

Teacher
Elliot Thornton - elliot.thornton@gmail.com

Lakota Language Consortium Students

Student
Elliot Thornton - elliot@languageconservancy.org
Marek Kupiec - marek@languageconservancy.org
Meya - meya@lakhota.org
Amanda Carlow - acarlow@gmail.com
Andy Mazur - Mazur3740@gmail.com
Jan Ullrich - jfu@lakhota.org
Otto - Otto@thundervalley.org
Donna Fieldina - donnafieldina@gmail.com

Add/manage accounts
Invitation links
Parental consent
Parent notifications

Teacher Portal – Student Interface

**Class Management
For
Teachers**

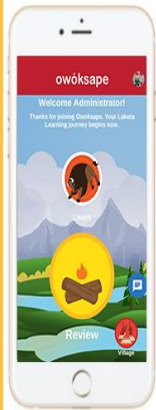
**Class
Curriculum**

The screenshot displays the 'owóksape' student interface. At the top, navigation tabs include 'Learn', 'Review', 'Progress', 'Leaderboard', 'Village', 'Teachers', and 'Classroom' (which is highlighted). Below the tabs, a greeting reads 'Híghaḡni wašté! Good Morning! Join us [Here](#) at 10AM'. On the left, a user profile for 'Elliot' is shown with a 'Beginner 1' level indicator. In the center, there are three buttons: 'Continue', 'Village', and 'Review'. Below these, a list of units is displayed:

Unit	Progress	Icons	Quiz
Unit 115 Táku and táku čha	<div><div></div></div>		
Unit 116 ma- (1st singular object)	<div><div></div></div>		0/100 Quiz
Unit 117 ni- (2nd person object)	<div><div></div></div>		

Teacher Feedback

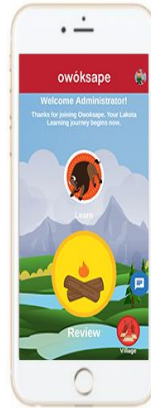
Homework assignments



Easier to grasp concepts

?

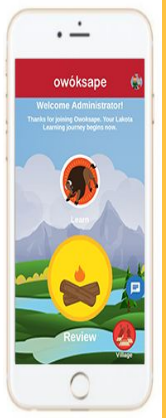
Continual Correction



Practice Concepts in Communicative Activities

Classroom Management

More Advanced students



Other students



Direct help from teachers

Student Proficiency

